

Fund description

The investment objective of the sub-fund is to achieve substantial capital appreciation by trading primarily in the Asian equity, fixed income, structured products and FX markets.

The SGMC Capital Fund - SGMC Asia Opportunities Fund looks to take advantage of both tactical (shorter term and based on momentum and key support/resistance levels) and fundamental opportunities (longer term and based on fundamentals and the macroeconomic environment) primarily in the Asian equity, fixed income, structured products and FX markets to generate returns.

The sub-fund may use different approaches which includes, beyond others, the investment into equities as well as derivative financial instruments.

Performance rebased since inception



The calculation of the charts follows the BVI method and thus the time-weighted approach that is customary for mutual funds.

Monthly results (in %)

	JANUARY	FEBRUARY	MARCH	APRIL	MAY	JUNE	JULY	AUGUST	SEPTEMBER	OCTOBER	NOVEMBER	DECEMBER	Year
2024	-0.23												-0.23
2023	12.26	-10.70	6.95	-5.88	-6.16	3.26	5.35	-7.33	-2.19	-2.56	5.68	1.53	-2.39
2022	-2.70	-4.47	-5.22	-4.99	2.18	-0.92	-2.78	-1.88	-16.96	-9.36	26.47	0.24	-22.85
2021				0.00	-0.35	1.11	-9.16	0.50	-2.22	3.41	-4.10	-1.38	-12.03

Figures in percent (after costs)

Fund characteristics

Inception date	22/03/2021
Fund type	open
Fund domicile	Liechtenstein
Management company	LGT Fund Management Company Ltd.
Depositary	LGT Bank AG
Portfolio manager	SGMC Capital Pte. Ltd
Total fund assets	USD 7.34 Mio
Fund currency	USD
ISIN	LI0597460372

Performance

NAV	USD 657.17
Last 3 month	7.05%
Last 12 month	-13.26%
Last 24 month	-22.79%
Since inception	-33.91%
Year-to-date	-0.23%
Best month	26.47%
Weakest month	-16.96%

Settlement

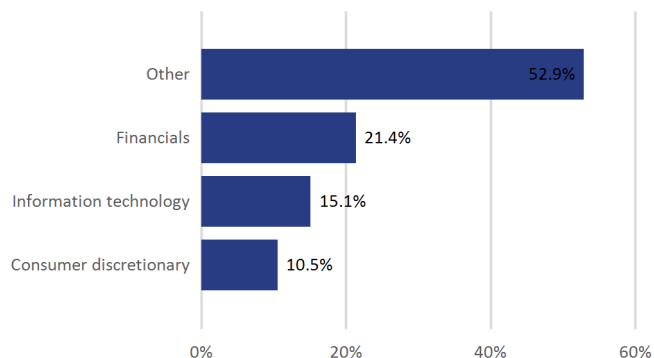
Closing of issue / redemption	One bank business day before NAV day, 2.00 p.m CET
NAV calculation	Daily
Valuation of issuance and redemption	Three bank business days after the NAV day

Risks

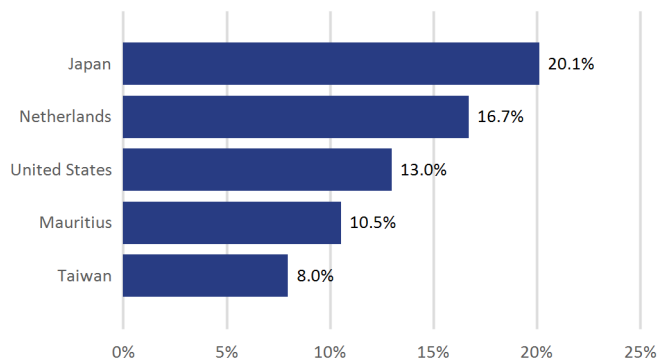
Volatility p.a.	25.71%
Sharpe ratio	-0.56
Sortino-Ratio	-0.84
% positive months	38.24%
Max. Draw Down	-48.56%

All risk metrics have been annualised for better comparability and are based on intra-year returns on a rolling three-year basis.

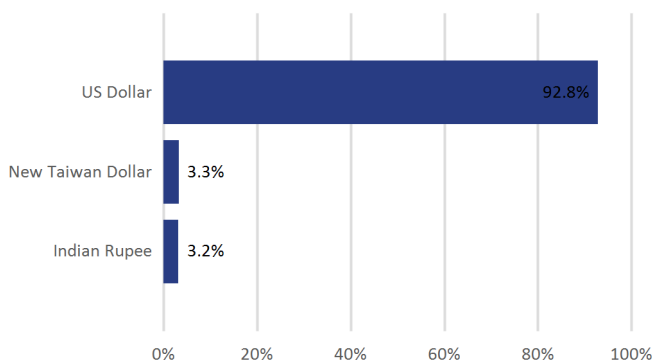
Top sectors



Top countries



Top currencies



Top 10 holdings

MAKEMYTRIP LIMITED	10.54%
FLR Mitsubishi 26	6.99%
6.95 Nissan 26	5.76%
5.671 ANZ Bk 25	5.62%
5.479 DBS Grp 25	5.60%
Taiwan Semiconductor Manufacturing Co Ltd / Sponsored ADR	4.61%
Infosys Ltd / Sponsored ADR	4.05%
Hamamatsu Photonics KK	3.82%
Lasertec Corp	3.70%
5.831 Lenovo 28	3.47%
Total	54.17%

Fees and commissions

Max. portfolio management fee p.a.	1.00%
Max. performance fee p.a.	20.00%
Hurdle rate	10.00%
High watermark	yes
Max. subscription fee	0.00%
Max. redemption fee	0.00%
Max. operations fee p.a.	0.27% (min 70,000 CHF)

Risk description

Typically lower return and risk Typically higher return and risk



Since most assets of the sub-fund are invested in the equity asset class, the sub-fund is subject to market risk, issuer risk and interest rate risk, which may have negative effects on net assets. Due to its regional focus, the sub-fund is subject to increased risks associated with the Asian region and may suffer from reduced benefits of regional diversification. The sub-fund may invest in derivatives and take out loans, which may create leverage up to a multiple of the sub-fund's net assets.

Disclaimer

Legal information

This publication is a marketing advertisement. It is intended only for your information purposes and does not constitute an offer, solicitation of an offer, or public advertisement or recommendation to buy or sell the above-mentioned fund. **Investment decisions should always be made on the basis of the current unit trust agreement including sub-fund-specific annex, hereinafter the "constituent documents" (KoDo), the key investor information and following consultation with an expert.** The current constituent documents, the key investor information as well as the respective annual reports can be obtained free of charge from LGT Fund Management Company Ltd., Herrengasse 12, FL-9490 Vaduz, Liechtenstein as well as electronically from the website of the Liechtenstein Investment Fund Association (Liechtensteinischer Anlagfondsverband, "LAFV") at www.lafv.li. This publication addresses solely the recipient and may only be forwarded, multiplied or published to third parties by authorized persons. The content of this publication has been developed by LGT Fund Management Company Ltd. and is based on sources of information that is considered to be reliable. However, no confirmation or guarantee can be made as to its correctness, completeness and up-to-date nature, as the circumstances and principles to which the information contained in this publication relates may change at any time. Once published information is therefore not to be interpreted in a manner implying that since its publication no changes have taken place. The information in this publication does not constitute an aid for decision-making in relation to financial, legal, tax or other matters of consultation. Advice from a qualified expert is recommended.

Representatives & paying agents

Representative in Switzerland: LLB Swiss Investment AG, Claridenstrasse 20, CH-8002 Zurich.

Paying Agent in Switzerland: Frankfurter Bankgesellschaft (Schweiz) AG, Börsenstrasse 16, CH-8001 Zurich.

Selling restrictions

The fund may only be marketed in the Principality of Liechtenstein, Switzerland and Singapore (only to professional investors within the meaning of Directive 2014/65/EU (MiFID II), only to qualified investors according to Swiss law and accredited investors according to Singapore law). Where units are distributed outside Liechtenstein, the pertinent provisions in the respective country shall apply. The units have not been registered under the United States Securities Act 1933. With regard to distribution in the United States or to US citizens or persons resident in the United States, the restrictions detailed in the constituent documents shall apply.

Further information

Investors should be aware of the fact that the value of investments can decrease as well as increase. Therefore, a positive performance in the past - even if it relates to longer periods - is no reliable indicator of a positive performance in the future. The risk of price and foreign currency losses and of fluctuations in return as a result of unfavorable exchange rate movements cannot be ruled out. There is a risk that investors will not receive back the full amount they originally invested. Forecasts are not a reliable indicator of future performance.

The commissions and costs charged on the issue and redemption of units are charged individually to the investor and are therefore not reflected in the performance shown. We disclaim, without limitation, all liability for any losses or damages of any kind, whether direct, indirect or consequential nature that may be incurred through the use of this publication. This publication is not intended for persons subject to a legislation that prohibits its distribution or makes its distribution contingent upon an approval. Persons in whose possession this publication comes, as well as potential investors, must inform themselves in their home country, country of residence or country of domicile about the legal requirements and any tax consequences, foreign currency restrictions or controls and other aspects relevant to the decision to tender, acquire, hold, exchange, redeem or otherwise act in respect of such investments, obtain appropriate advice and comply with any restrictions.